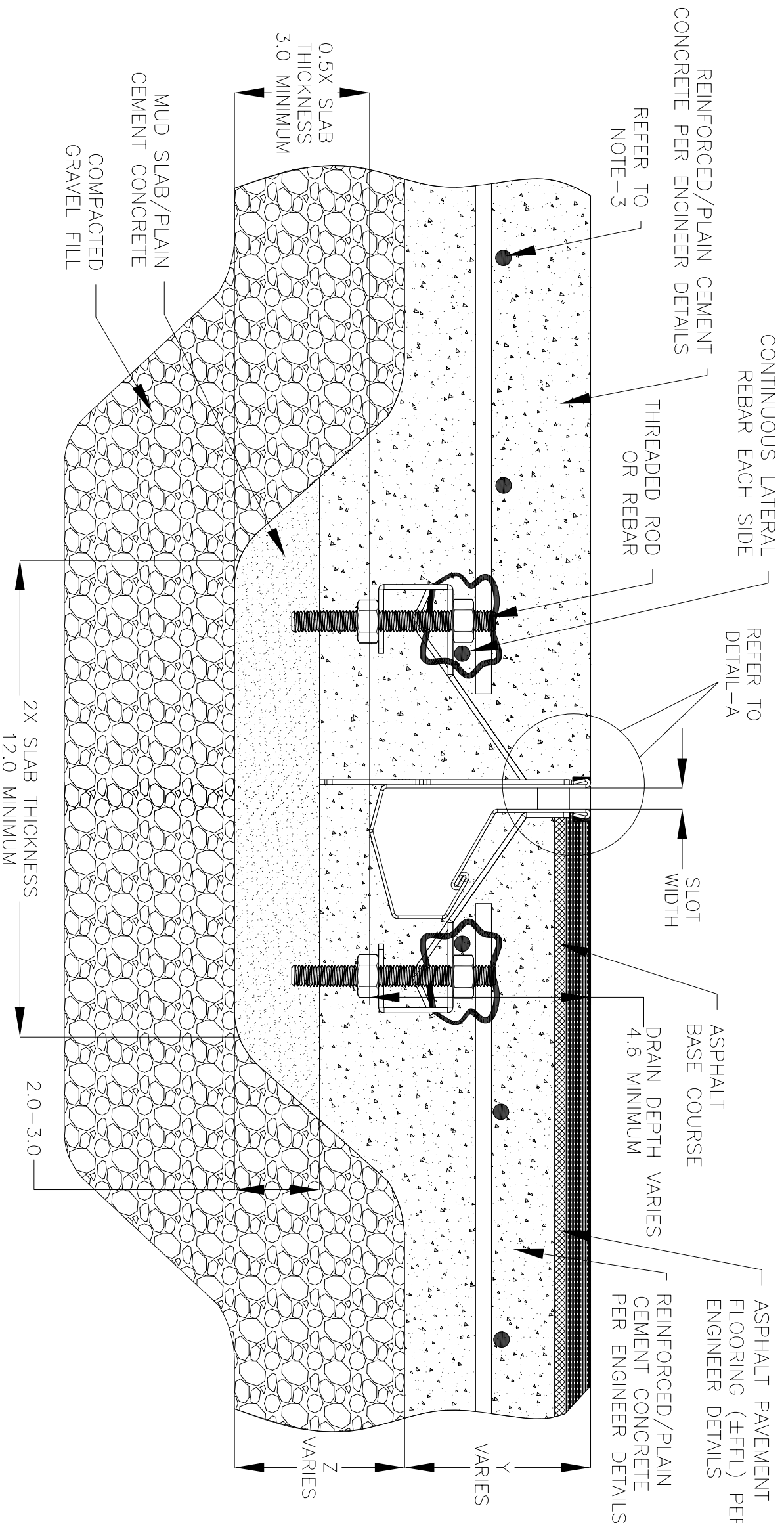


NOTES: UNLESS OTHERWISE SPECIFIED

1. ALL DIMENSIONS ARE IN INCHES.
2. DRAIN BODY MATERIAL: 16GA STAINLESS STEEL T304/T316
3. SPECIFYING ENGINEER IS RESPONSIBLE FOR CONCRETE ENCASUREMENT AND REINFORCING BASED UPON APPLICATION AND LOCAL CODES.
4. REFER TO <https://info.slotdrainsystems.com/installresources> FOR INSTALLATION INSTRUCTIONS.



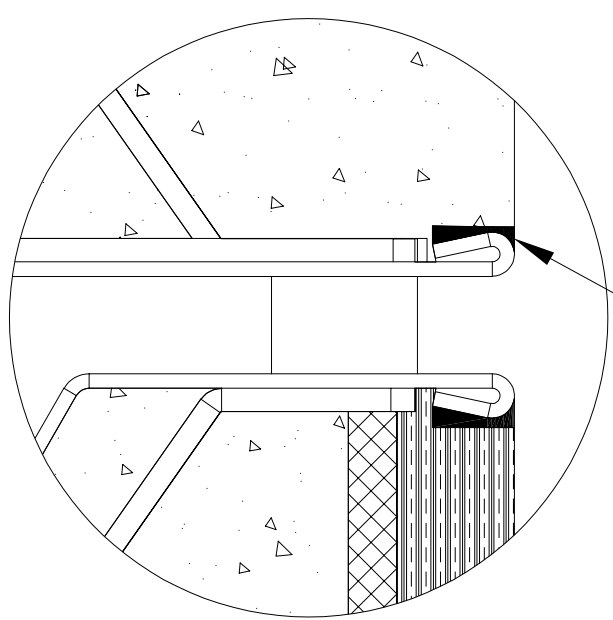
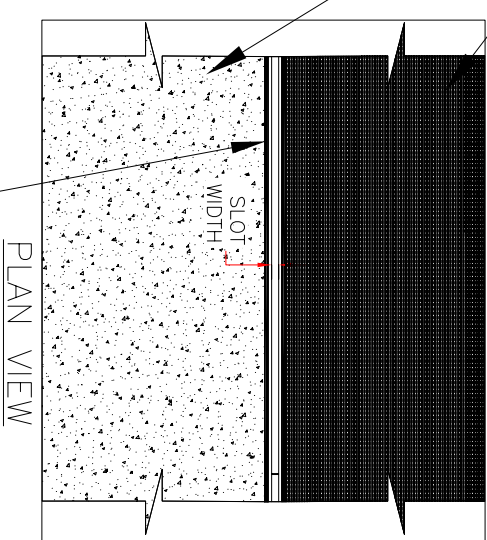
4000 SERIES SLOT DRAIN FLOOR INSTALLATION DETAILS

ASHPALT PAVEMENT FLOORING (±FFL) PER ENGINEER DETAILS

CONCRETE FLOORING (±FFL) PER ENGINEER DETAILS

ASHPALT PAVEMENT FLOORING (±FFL) PER ENGINEER DETAILS

REINFORCED/PLAIN CEMENT CONCRETE PER ENGINEER DETAILS



REVISIONS		DATE	BY
REV	DESCRIPTION		
0	INITIAL RELEASE - R0	4/26/2019	DK
1	UPDATED THE LEVELER DETAILS	3/19/2020	DK
2	UPDATED THE DRAIN LAYOUT	7/14/2021	DK
3	UPDATED WITH GLOBAL DRAIN TEMPLATE	2/14/2024	DK



DRAWING TITLE			
CONCRETE+ASHPALT FLOOR-NEW CONSTRUCTION FLOOR INSTALL			
DRAWING TITLE			
CONCRETE+ASHPALT FLOOR-NEW CONSTRUCTION FLOOR INSTALL			
DRAWN BY		REV.	
4000 SERIES SLOT DRAIN		3	
DWG NO.	SIZE	SCALE	SHEET
IN-SD4000-013-R3	B	NTS	1 OF 1

ALL DRAWINGS ARE THE EXCLUSIVE PROPERTY OF SLOT DRAIN SYSTEMS. ANY REPRODUCTION IN PART OR IN WHOLE IS PROHIBITED WITHOUT PROPER CONSENT.